

# Grade 1

Basic English Language  
Course



Rainbow of Education made it..

2.



1  
Hi!  
(Hello!)  
Good morning.  
(Good afternoon.  
Good evening.)

2  
Good  
afternoon.




First, we greet each other.

3  
My name  
is  
Phillip.

1  
What's your  
name  
please?

2  
My name is  
Anouchka  
and what's  
your  
name?




Then you ask for the  
name and use  
'please'.

1  
Nice to  
meet you  
Anouchka!

Then, you say that it is  
nice to meet that  
person.

2  
It's nice to  
meet you  
too Phillip!



2.

I come from Minsk, Belarus. And you? **2**

Where do you come from? **1**

I come from Phnom Penh, Cambodia. **3**



From where?

How old are you? **1**

I'm sixteen years old. And you? **2**

I'm seventeen years **3** old.

How old?




What's your last name? **1**

It's Rybak. **3**

Last name.



It's Srey. **2** And yours?



Written exercise for one student. Questions + answers. Use Worksheets 2 and 3 for your answers.



Greet Filip.

H\_\_!  
(H\_\_\_\_!)  
Good  
m\_\_\_\_.  
(Good  
\_\_\_\_.  
Good \_\_\_\_.)

Ask his name.

W\_\_\_\_\_  
\_\_\_\_\_  
?  
Answer:  
M\_\_\_\_\_  
\_\_\_\_\_.

Say: Nice....

N\_\_\_\_\_  
\_\_\_\_\_  
.  
Answer:  
It's \_\_\_\_\_  
\_\_\_\_\_.



Greet Anouchka.

H\_\_!  
H\_\_\_\_!  
Good  
m\_\_\_\_.  
Good \_\_\_\_.  
Good \_\_\_\_.

Ask her name.

W\_\_\_\_\_  
\_\_\_\_\_  
?  
Answer:  
M\_\_\_\_\_  
\_\_\_\_\_.

Say: Nice....

N\_\_\_\_\_  
\_\_\_\_\_  
.  
Answer:  
It's \_\_\_\_\_  
\_\_\_\_\_.



Written exercise for one student. Questions + answers. Use Worksheets 2 and 3 for your answers.



From where?

Where \_\_\_\_\_  
\_\_\_\_\_?

Answer:

I come \_\_\_\_\_  
\_\_\_\_\_.

How old?

How \_\_\_\_\_  
\_\_\_\_\_?

Answer:

\_\_\_\_\_  
\_\_\_\_\_.

Ask last name.

What's \_\_\_\_\_  
\_\_\_\_\_?

Answer:

It's \_\_\_\_\_  
\_\_\_\_\_.

From where?

Where \_\_\_\_\_  
\_\_\_\_\_?

Answer:

I come \_\_\_\_\_  
\_\_\_\_\_.

How old?

How \_\_\_\_\_  
\_\_\_\_\_?

Answer:

\_\_\_\_\_  
\_\_\_\_\_.

Ask last name.

What's \_\_\_\_\_  
\_\_\_\_\_?

Answer:

It's \_\_\_\_\_  
\_\_\_\_\_.



Do with your partner one time the questioning and one time the answering.

Hi./Hello./Good morning./Good afternoon./ Good evening.

• Hi./Hello./Good morning./Good afternoon./Good evening.

What's your first name?

• My first name is \_\_\_\_\_.

What's your last name?

• My last name is \_\_\_\_\_.

What's your nickname?

• My nickname is \_\_\_\_\_.

How old are you?

• I am \_\_\_\_\_ years old.


Where do you come from?

• I come from \_\_\_\_\_  
\_\_\_\_\_.

Could you spell your nickname please?


• It's \_\_\_\_\_.

C F C F C G C F C G



A B C D E F G H I J K L M N O P Q R S T U and V

7 C F C G C F C F C G C



W X Y and Z. Now I know my A B C's, next time won't you sing with me.





Aa



Bb


Cc



Dd

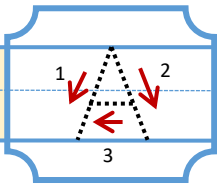





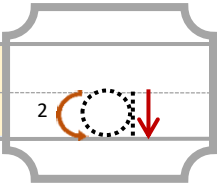
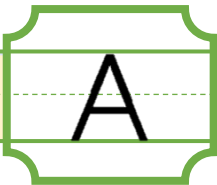


apple

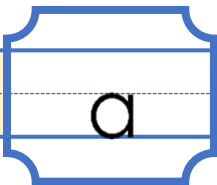
ant



A A A A




a a a a



Apple

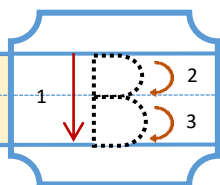
Ant



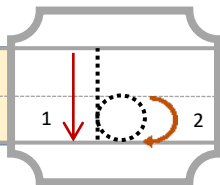
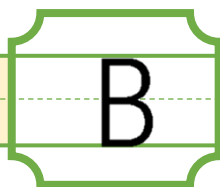


ball

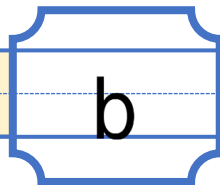
book



B B B B B



b b b b b



Ball

Book

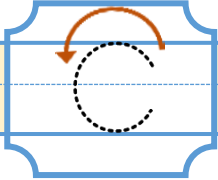


11.

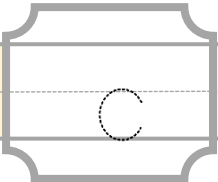
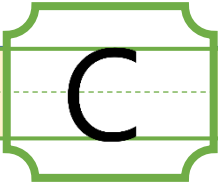


cat


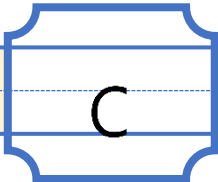
cap



c c c c CC

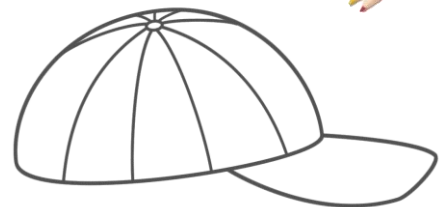


c c c c CC



Cat

Cap

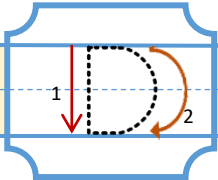




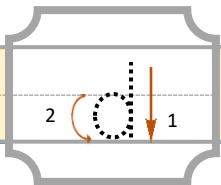
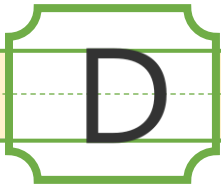
dog




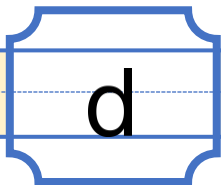
doll



D D D D D D



d d d d d



Dog



Doll






For extra alphabet exercises, alphabet repeating exercises, alphabet tracing, Phonics program (700 pages), and learn the alphabet by coloring, please visit our lessons 'Phonics' and 'Learning the Alphabet' on our main page.

Continue this grade 1, set 1 lesson on the next page.



notebook



book



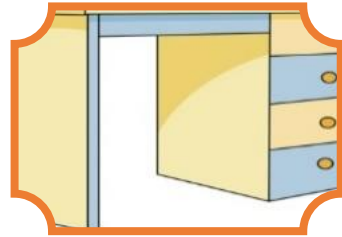
pen



schoolbag



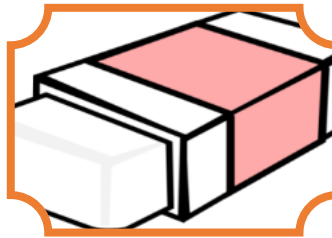
pencil



desk



chair




eraser



ruler



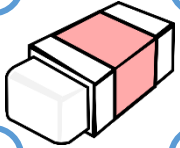
paperclip



scissors


Write each word 1x

eraser, pen, desk, chair, pencil, ruler, paperclip, notebook, scissors, book






1. Schoolbag



2. ru \_\_\_\_\_



3. p \_\_\_\_\_



4. de \_\_\_\_\_



5. pe \_\_\_\_\_



6. bo \_\_\_\_\_




7. ch \_\_\_\_\_




8. no \_\_\_\_\_



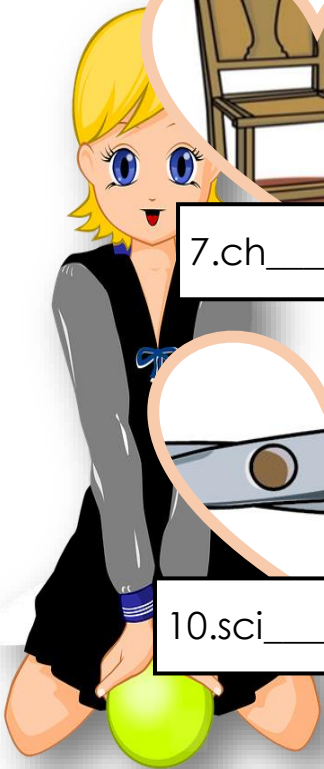
9. pa \_\_\_\_\_



10. sci \_\_\_\_\_



11. e \_\_\_\_\_

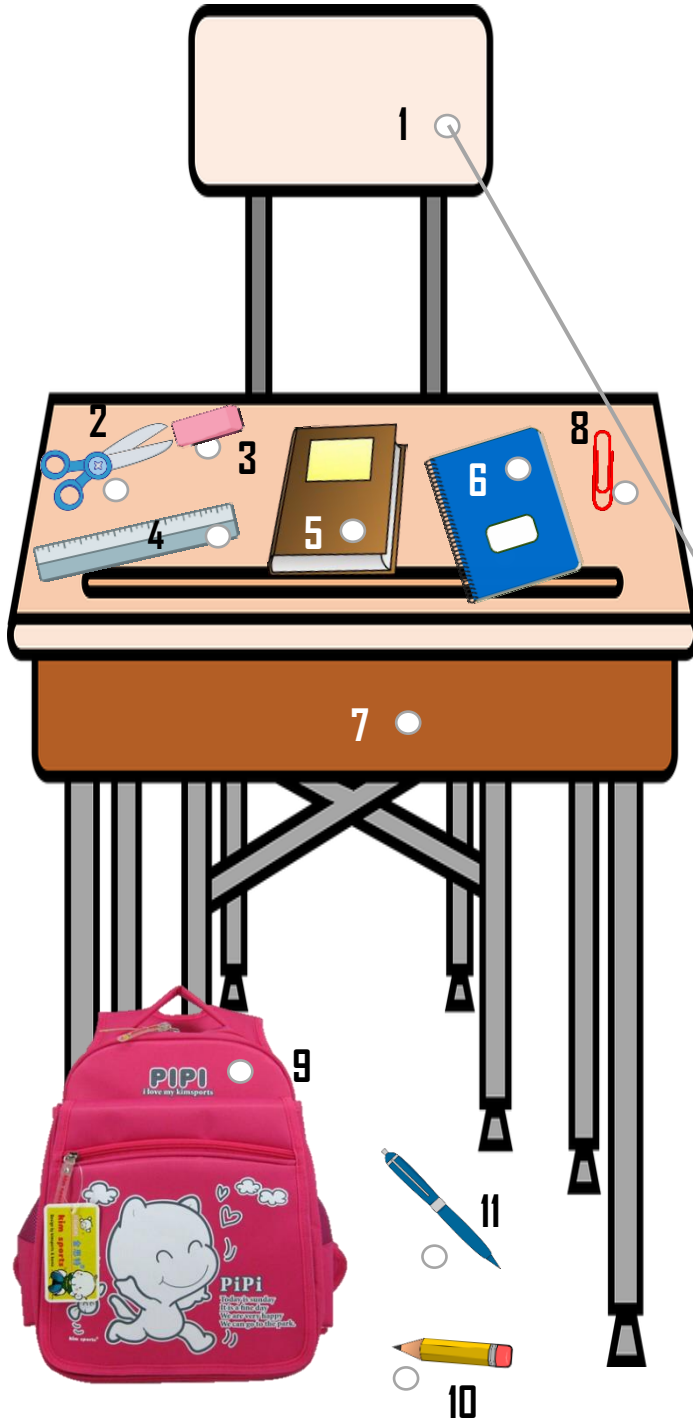




The puzzle consists of a large hexagonal grid of 24 cells. Each cell contains either an illustration of a school item or a word with missing letters. The items and words are as follows:

- Top row: scissors (sc\_s\_ors), pair of scissors (ch\_i\_), paper (p\_pe\_ c\_ip)
- Second row: pencil (er\_s\_r), desk (d\_\_k), ruler (r\_l\_r), chair (p\_\_)
- Third row: backpack (sch\_\_l- b\_g), bookshelf (\_\_\_k), pen (p\_\_cil)
- Bottom row: girl with books (no\_\_ b\_\_k)

Matching



A. eraser

B paperclip

C. scissors

D notebook

E. desk

F. chair


G. ruler

H. book

I. pencil

J. schoolbag

K. pen



1. encpli      p\_\_\_\_\_

2. koobtone      no\_\_\_\_\_

3. okbo      \_\_\_\_\_

4. sisossrc      sc\_s\_\_\_\_\_

5. loohcsgab      sc\_o\_\_\_\_\_

6. ksde      \_\_\_\_\_


7. leurr      \_l\_

8. ircah      c\_\_\_\_\_

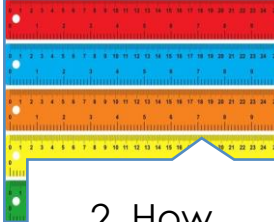
9. ippaeclpr      p\_\_\_\_\_c\_\_\_\_\_

10. pne      \_\_\_\_\_

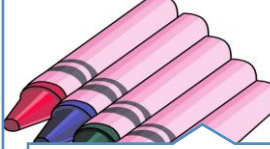
11. resrea      er\_\_\_\_\_




1. How many paperclips are there?



2. How many rulers are there?



3. How many crayons are there?




4. How many erasers are there?




5. How many scissors are there?



6. How many pens are there?



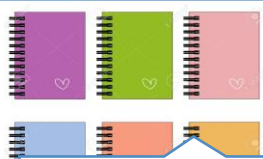
7. How many schoolbags are there?




8. How many books are there?



9. How many chairs are there?



10. How many notebooks are there?



11. How many students are there?

1. *There are 5 paperclips.*

There are more than one.

2.

3.

4. *There is 1 eraser.*

There is only one.

5.

6.

7.

8.

9.

10.

11.





C c

Write the beginning letters (big and small)

age

How \_\_\_\_\_  
\_\_\_\_\_ ?



\_\_\_\_\_




\_\_\_\_\_

greeting

Hi. or \_\_\_\_\_,  
Good \_\_\_\_\_.  
Good \_\_\_\_\_.  
Good \_\_\_\_\_.

come from

Where \_\_\_\_\_  
\_\_\_\_\_ ?



\_\_\_\_\_

name

What's \_\_\_\_\_  
\_\_\_\_\_ ?



\_\_\_\_\_

Nice \_\_\_\_\_  
\_\_\_\_\_.



\_\_\_\_\_



\_\_\_\_\_

\_\_\_\_\_

\_\_\_\_\_

\_\_\_\_\_



\_\_\_\_\_



This is my father.

This is my mother.



This is my brother.



And this is me!



This is my sister.



This is \_\_\_\_\_.

\_\_\_\_\_.

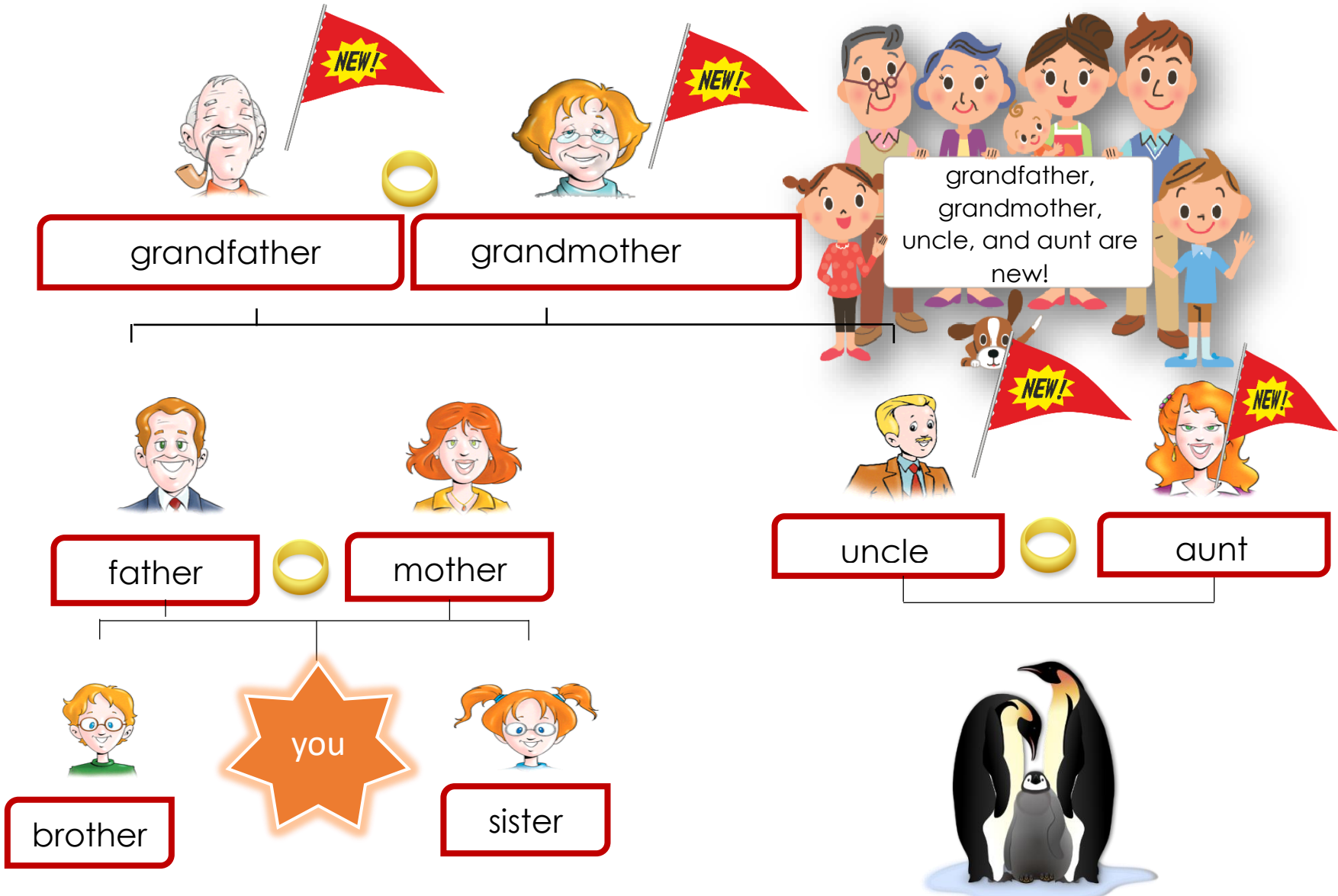


..and \_\_\_\_\_.



\_\_\_\_\_.

\_\_\_\_\_.



m.....

gr.....

3

2

1

gr.....

4

5

6

fa...

un...

7

8

a...

s.....

b.....

The crossword puzzle grid consists of 10 rows and 10 columns of squares. The starting points for the words are as follows:

- 1: Down, starting at row 1, column 9.
- 2: Across, starting at row 1, column 5.
- 3: Across, starting at row 1, column 1.
- 4: Across, starting at row 3, column 7.
- 5: Across, starting at row 4, column 6.
- 6: Across, starting at row 5, column 1.
- 7: Across, starting at row 6, column 4.
- 8: Across, starting at row 7, column 3.

Illustrations include a mother holding a baby, an elderly couple with canes, a father holding a baby, a man shaving, a woman eating, and two children in school uniforms.



25.

### Cut, Glue and Write

### RAINBOW OF EDUCATION


Exercise introducing your own family:

"I have a father, a mother,  
 \_\_\_ brother(s), and \_\_\_  
 sister(s)".



*This is my grandfather*

\_\_\_\_\_




\_\_\_\_\_

\_\_\_\_\_

\_\_\_\_\_

\_\_\_\_\_



Use thick paper for this exercise please.

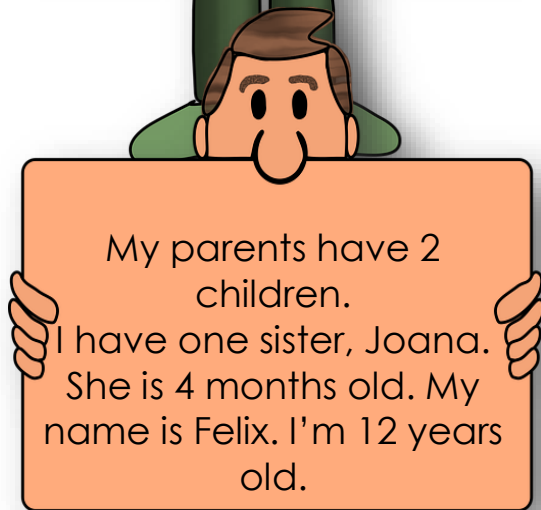



\_\_\_\_\_

\_\_\_\_\_







This is my mother.  
Her name is Cynthia.

Her hair is black.

She is a housewife.  
She likes cooking and swimming.

She hates milk.

My mother is very tall.  
She is from a big family.

She has blue eyes.

She has one daughter. That's me. We like Facebook..

She likes fruits.

Jeans and t-shirts are her favourite clothes.


Reading is her hobby.

She likes pets too. We have a dog, 2 cats, and a hamster.

See you!

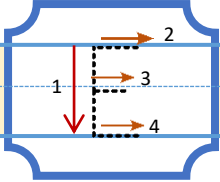


*Cynthia*

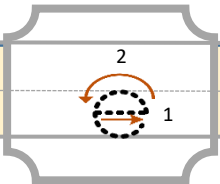
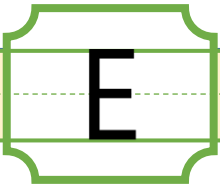



elephant


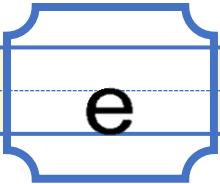

egg 




E E E



e e e e e



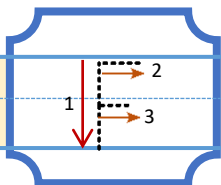

Elephant Egg



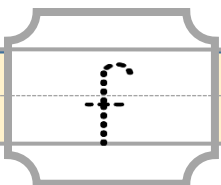





flower



fish




F F F F F



f f f f f

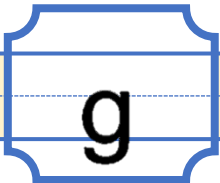
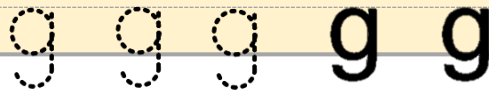
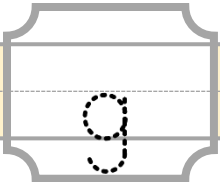
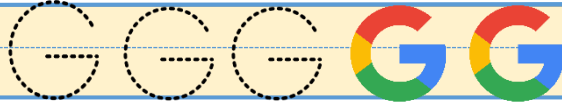
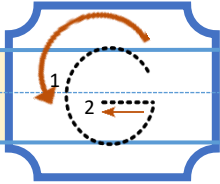


Flower Fish





giraffe girl



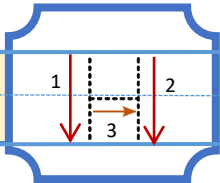
Giraffe Girl



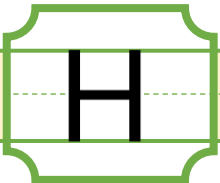


hat

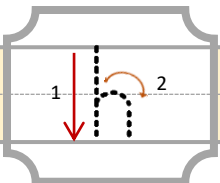
horse



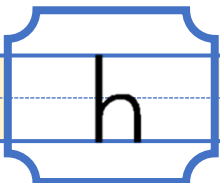
H H H H H




H



h h h h h




h



















Hat

Horse





Only read the initial (beginning) letters

2 read in this direction				
				
1 read in this direction				
				

E	h	g	e
F	f	h	e
G	e	h	g
H	f	h	g

Circle the correct lowercase letter.

Connect each picture to one lower and one uppercase beginning (initial) letter.



g


H

F

h



g



e

E



f



G

F

e

G

h



H

f

E





G O

h O

F O

E O



e O




f O

1. Colour the e's blue.
2. Connect the E's to the pictures.
3. Connect the f's with each other.
4. Connect the F's with the pictures.
5. Underline the G's.
6. Connect the g's with the pictures.
7. Colour the H's yellow.
8. Connect the h's with the pictures.

g O

E O




G O

4. Connect the F's with the pictures.

5. Underline the G's.

g O



H O

6. Connect the g's with the pictures.

7. Colour the H's yellow.

e O




8. Connect the h's with the pictures.


f O

h O

F O

H O





## Answer Key 1

## RAINBOW OF EDUCATION

13.

2 ruler 3 pen 4 desk 5 pencil 6 book 7 chair 8 notebook 9 paperclips  
10 scissors 11 eraser

15.

1=F 2=C 3=A 4=G 5=H 6=D 7=E 8=B 9=J 10=I 11=K

16.

1 pencil 2 notebook 3 book 4 scissors 5 schoolbag 6 desk 7 ruler 8  
chair 9 paperclip 10 pen 11 eraser

17.

2 There are 5 rulers.

3 There are 5 crayons.

4. There is 1 eraser.

5 There are 9 scissors.

6 There are 7 pens.

7 There is 1 schoolbag.

8 There are 16 books.

9 There are 8 chairs.

10 There are 6 notebooks.

11 There are 3 students.